

Melbourne's Western Region

REGIONAL SOCIO-ECONOMIC PROFILE

Prepared by *Economic Partnerships* for Peter Tesdorpf and Associates Pty Ltd October 2005 as part of the "Leadership for the West" Regional Governance and Strategy Project

1. Introduction

1.1 Population

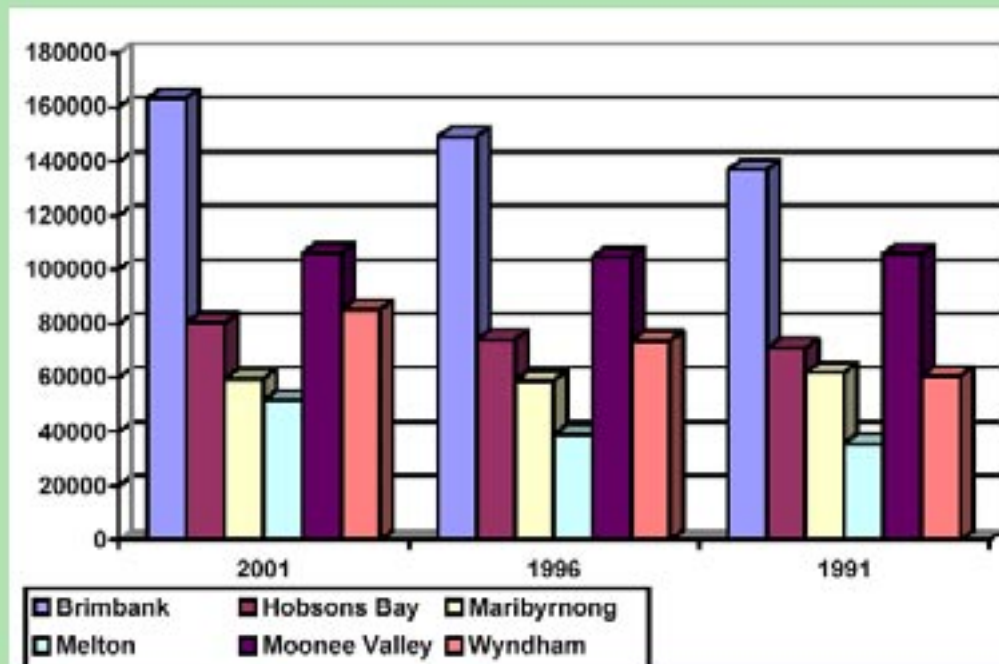
Located immediately to the west of Melbourne's CAD and stretching the urban fringe, Melbourne's Western Region encompasses the municipalities of Brimbank, Hobson's Bay, Maribyrnong, Melton, Moonee Valley and Wyndham.

Covering an area of 1,333 square kilometres, with a population of 546,795 the Western Region accounts for around 16.2% of the total population of metropolitan Melbourne and 12% of Victoria's population. Between 1991 and 2003, the regional population grew by 1.6% - approximately double the rate for Victoria as a whole, including the remainder of the metropolitan area.

The population of the Western Region is expected to reach 850,000 by 2030, when it is estimated that one in five (20%) Melburnians will live in the West. Brimbank, Melton and Wyndham have the fast growth rates in the region, followed by Hobson's Bay, with the population of Maribyrnong and Moonee Valley remaining fairly stable. One of the foremost concerns to result from the high rates of population growth will be accommodating the households required.

Figure 1 shows population growth in the region between 1991 and 2001 by local government area.

Population Trends per LGA 1991 - 2001



The greatest population growth since 1991 has taken place in Brimbank (+26 570), Wyndham (+24 496) and Melton (+16 094).

Source: MWACC Strategic Regional Plan 2004-2007

1.2 Age Structure

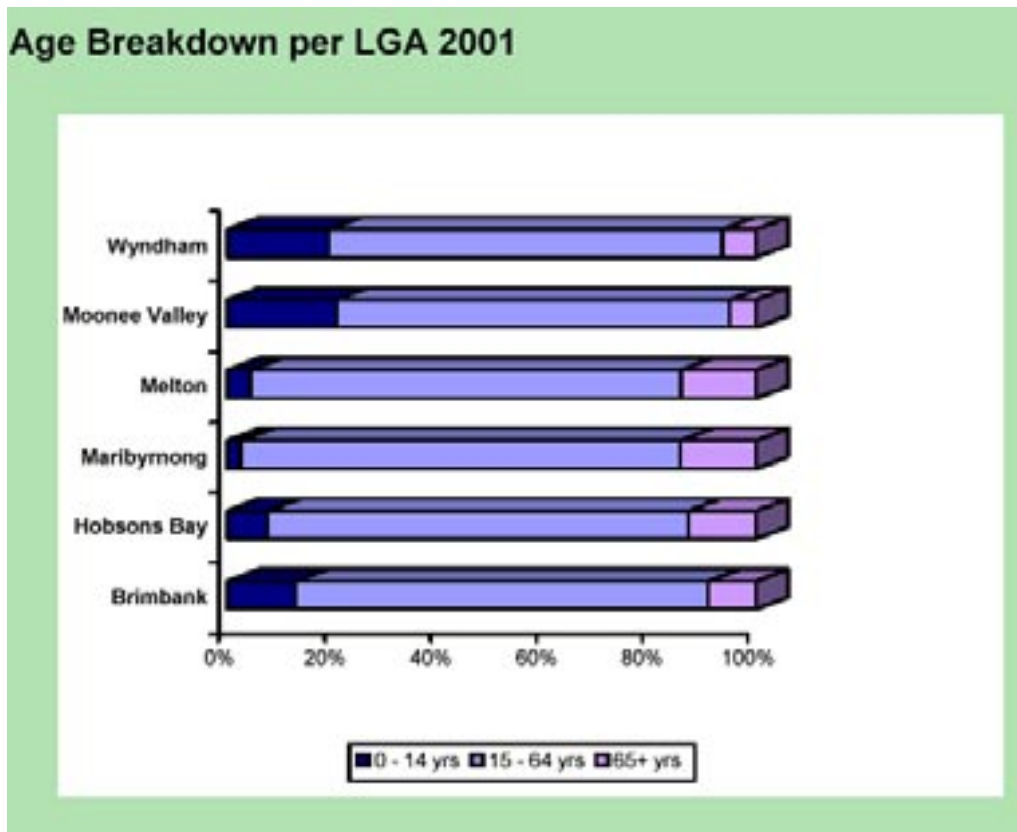
Generally speaking the age structure of the region's population is similar to that of other metropolitan regions, with the older inner suburbs having an older population than the newer urban fringe municipalities with their higher proportion of younger families.

Key features relating to the age structure of the region's population in 2001 include:

- *Brimbank* has large numbers of people in both the young and more mature family age groups with 75.6% of the population aged 0-49 years;
- *Hobson's Bay* has a similar age profile to that of Brimbank with 72.3% in the young and more mature family age groups aged 0-49 years;
- *Maribyrnong* by contrast has 50% of its population under 35 years and the median age of the population is 35 years. This is reflected in the high proportion of single person households (29%) followed by couples with dependent children (27%);
- *Melton* with 82% of its population aged between 0-49 years and high proportions in both the young and mature aged family age cohorts, has a dissimilar age structure to the rest of the metropolitan area. Melton has a significantly smaller proportion of its population aged 60-84 years and a significantly higher proportion in the 5-17 years age cohort;
- *Moonee Valley* although its population is ageing has a similar population structure to Hobson's Bay and Brimbank with around 72% in the young and more mature family age groups aged 0-49 years; and

- *Wyndham* has an age profile that is typical of urban fringe communities founded on large, established townships. Although skewed towards the younger end of the spectrum by continuing urban growth, it has a relatively balanced age structure. In 2001, 47% of the population was aged between 25 and 54 years, it notable however that 40% of this of this age group was aged 24 or younger.

Figure 2 shows the age structure of the region’s population by LGA

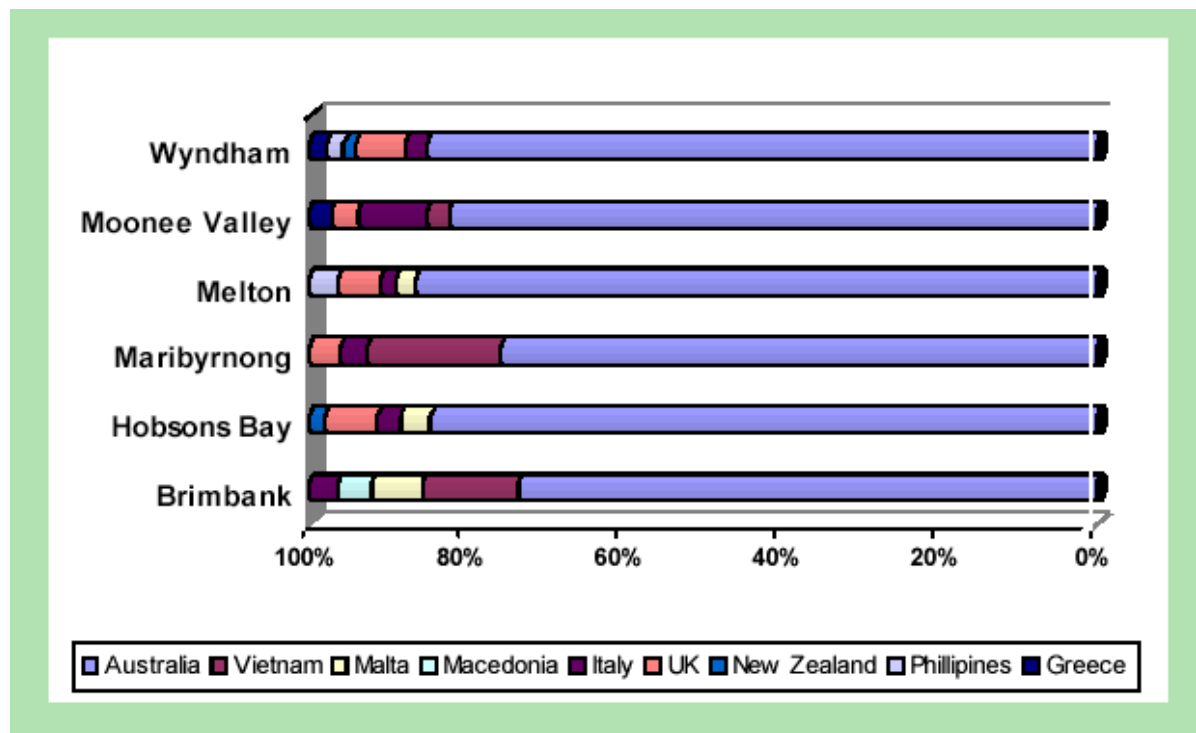


Source: MWACC Strategic Regional Plan 2004-2007

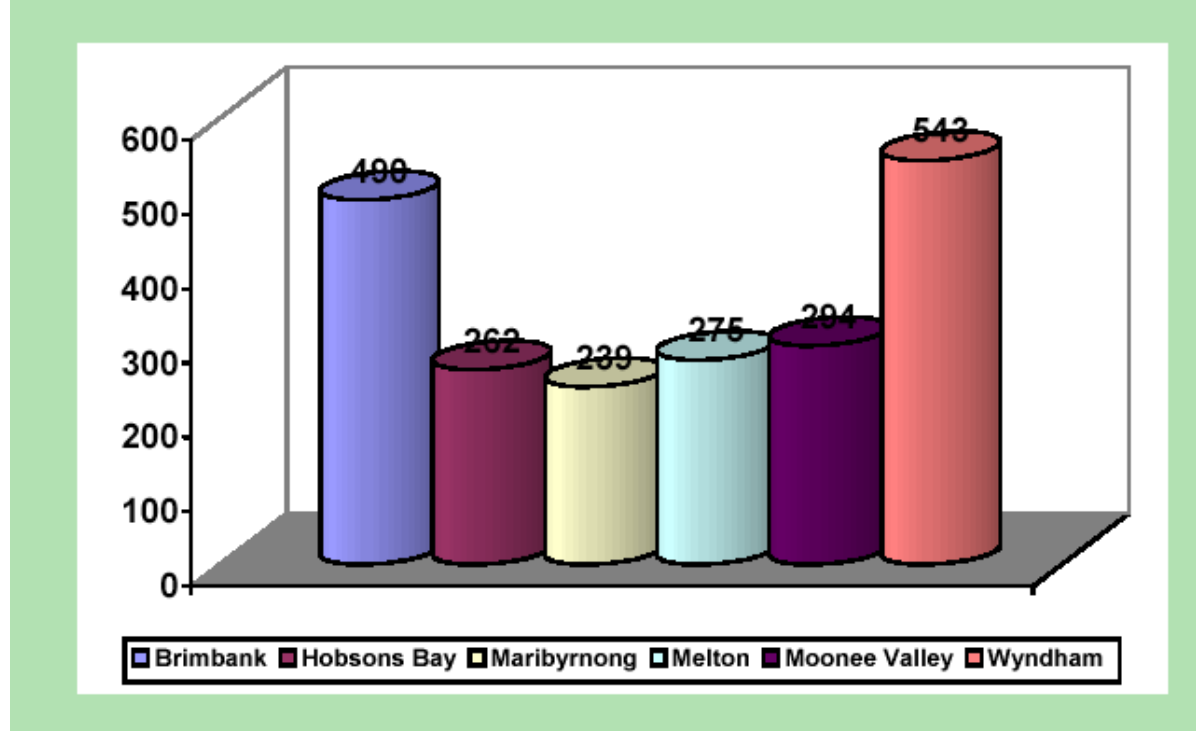
1.3 Cultural Diversity

Cultural diversity is a feature of the Western Region, as successive waves of new immigrants have settled there. There are now over 90 different nationalities represented in the region. Residents of Vietnamese, Italian and Maltese extraction form the largest groups. Figure 3 presents details.

Cultural Diversity by LGA 2001



People of Indigenous Background per LGA 2001



Source: MWACC Strategic Regional Plan 2004-2007

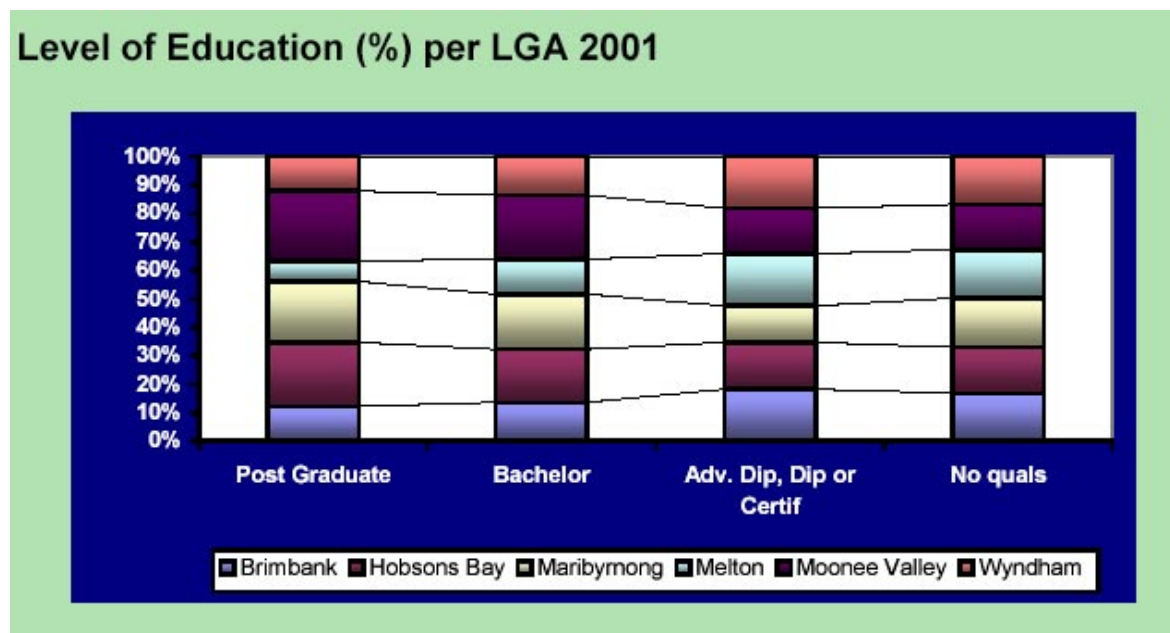
Around 35% of families in the Western region speak a language other than English in the home (compared with 20% for Victoria as a whole). There are considerable variations across the region however, with 53% of Brimbank residents speaking a language other than English in the home but only 13.3% in Melton.

1.4 Level of Education

In comparison to other parts of the metropolitan area, Western Region residents have obtained comparatively lower levels of education. Some 69.6% of the region's residents have obtained Year 12 or below - Brimbank records the lowest levels of educational attainment of the LGAs in the region with 75.5% of its population only having attained year 12 or below as an educational qualification. By contrast Hobson's Bay with 3.7% of its population recording post graduate qualifications has the highest proportion of highly qualified people. In 2001 notable features include:

- 12% of the Brimbank population had a bachelor, higher degree, advanced diploma or diploma, and 13% had vocational qualifications;
- 17% of the Hobson's Bay population had a bachelor, higher degree, advanced diploma or diploma, and 15% had vocational qualifications;
- 20% of the Maribyrnong population had a bachelor, higher degree, advanced diploma or diploma. Maribyrnong has a higher proportion of residents undertaking tertiary education (63%), particularly in the 19-23 year old age cohort, and 76% have completed Year 12 ;
- 12% of the Melton population had a bachelor, higher degree, advanced diploma or diploma, and 18% had vocational qualifications; and
- 13% of the Wyndham population had a bachelor, higher degree, advanced diploma or diploma, and 17% had vocational qualifications.

Figure 4 presents details.



Source: MWACC Strategic Regional Plan 2004-2007

Further according to On Track¹ data of Western Region VCE completers in 2003 reveals the following:

- 39.7% went on to university (compared with 44.3% for metropolitan Melbourne as a whole);

¹ DE&T On Track 2004

- 24.9% undertook Diploma or Certificate IV studies (22.4%);
- 7.6% undertook Certificates I to III (6.6%);
- 4.2% undertook an apprenticeship or traineeship (4.3%);
- 16.9% were employed (17.3%); and
- 6.5% were unemployed (5.1%).

1.5 Occupation

The occupational distribution of employment of regional residents shows that a lower than state average proportion of persons employed in the advanced knowledge service sectors (ie managers and administrators, professionals and para professionals), and a correspondingly higher proportion of residents employed in intermediate transport and production, elementary clerical, sales and service and labouring occupations. There are slightly higher than average proportion of tradespersons and related workers among the residents of the Western Melbourne region than for Victoria as a whole. Table 1 presents details.

Table 1: Employment by Occupation for the Western Melbourne Region and Victoria, 2001 (%)

Occupation	Brimbank	Maribyrnong	Hobsons Bay	Melton	Moonee Valley	Wyndham	Total WMR	Vic
Managers & Administrators	4.4	7.2	5.9	5.6	7.9	6.9	6.2	9.5
Professionals	10.3	17.2	20.9	10.7	23.9	12.0	15.5	19.2
Associate Professionals	8.6	11.0	10.6	10.3	12.3	10.4	10.4	11.4
Tradespersons & Related Workers	14.3	12.6	9.8	15.0	10.3	14.6	12.9	12.2
Advanced Clerical & Service Workers	3.0	3.6	2.9	3.7	4.5	3.8	3.6	3.6
Intermediate Clerical, Sales & Service Workers	17.0	17.7	16.3	19.2	17.7	19.4	17.8	16.1
Intermediate Production & Transport Workers	15.4	10.5	11.4	13.0	6.2	11.9	11.5	8.1
Elementary Clerical, Sales & Service Workers	11.6	8.9	9.8	11.2	9.5	10.3	10.3	9.6
Labourers & Related Workers	12.8	9.0	9.9	8.9	5.6	8.7	9.4	8.2
Inadequately described	0.9	0.8	1.0	1.0	0.8	0.9	0.9	0.8

Not stated	1.8	1.4	1.5	1.5	1.2	1.2	1.5	1.3
Total	100.0	100.0	100.0	100.0	100.0	100.0	100.0	100.0

Source: ABS 2001: Census of Population and Housing

More specifically Table 1 illustrates that in 2001:

- Brimbank had a population working in less skilled and socio economically advantaged job types, with the largest occupational groups (clerical, sales and service workers, production and transport workers and tradespersons requiring less education and training and generally returning lower income levels;
- only Hobson's Bay and Moonee Valley had a higher than Victorian average proportion of residents in professional occupations;
- Melton had significantly lower than western region and Victorian average proportions of residents in manager and administrator and professional occupations, but higher than regional and state averages in tradespersons and related workers, intermediate clerical, sales and service workers and intermediate production and transport workers occupations;
- Maribyrnong has a higher than regional average proportion of its population in professional occupations, it remains lower than the state average for managers and administrators; and
- The largest occupational groupings in Wyndham included clerical, sales and service workers and tradespersons, based on clerical and 'blue collar' work with comparatively lower skill levels.

In summary, residents of the Western Region were employed in a variety of occupations in 2001, however the largest three groups as a percentage of employed residents were:

- intermediate clerical, sales and service workers (17.8%);
- professionals (15.5%); and
- tradespersons and related workers (12.9%).

Melton had the highest number of residents working as tradespersons and related workers (29.2%), which given the high level of residential construction and expansion occurring in and immediately around Melton at the time is hardly surprising.

1.6 Employment

Approximately 236,000 residents of the Western Region are employed either on a full time or part time basis. Some 22,383 are unemployed, equating to an unemployment rate of 8.7%, which is about 1.3% above the national average².

The LGAs of Brimbank and Maribyrnong record considerably higher levels of unemployment than the rest of the region (11% and 12.5% respectively). Table 2 presented details.

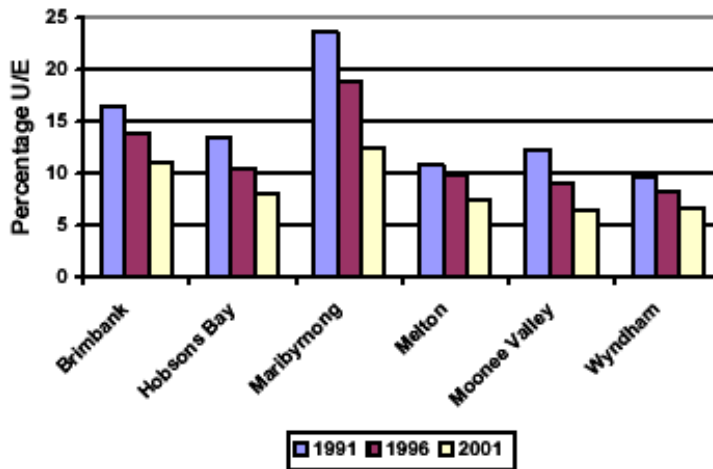
² Quoted in MWACC Strategic Regional Development Plan 2004-2007. It is likely that these figures are now slightly lower, however it is also likely that unemployment in the West remains above the national average.

LGA	Population 2001	Employed Resident Workers 2001	Resident Workers Employed+ Unemployed	Unemployed Residents 2001	Workforce 2001	Workforce 1994	% change Workforce 1994-2001
Brimbank	162,931	65,546	73,635	8,089	38,368	31,590	21%
Maribymong	59,406	23,399	26,732	3,333	30,218	30,491	-1%
Melton	51,685	24,052	25,975	1,923	7,909	5,432	46%
Moonee Valley	105,615	49,161	52,551	3,390	30,130	27,482	10%
Hobsons Bay	80,120	34,792	37,749	2,957	27,781	25,614	8%
Wyndham	84,861	39,058	41,749	2,691	27,075	20,025	35%
Total Western region	544,618	236,008	258,391	22,383	161,481	140,634	15%

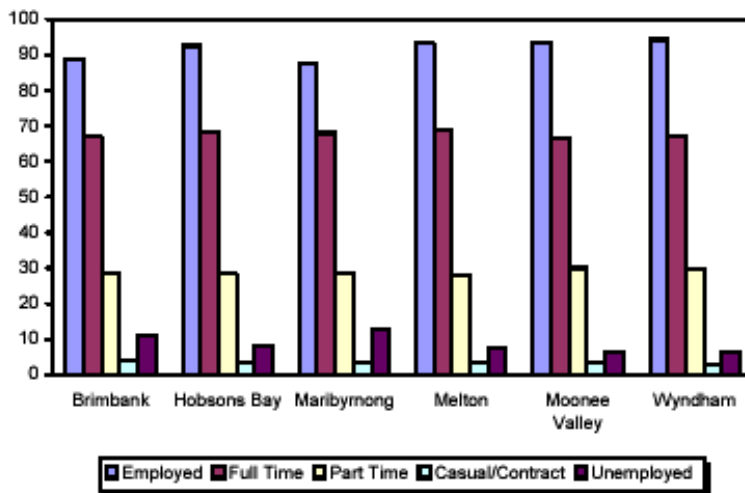
Source: MWACC Strategic Regional Plan 2004-2007

Figure 5 shows the employment breakdown (2001) and trends in unemployment for the region (1991 to 2001).

Unemployment Trends LGAs (%)



Employment Breakdown Melbourne's Western Region 2001



Source: MWACC Strategic Regional Plan 2004-2007

1.7 Employment and Industry

There are around 42,000 businesses in the Western Region employing over 161,000 people. Despite having some 12% of Victoria's population, only 8.5% of the State's jobs are located in the region.

Further, the region has 12.3% of the State's manufacturing and transport jobs, but only 6.5% of the State's knowledge based services jobs (ie technical business services, health, education, communications, finance and insurance sectors). This relatively low level of knowledge intensive service jobs is reflected in lower rates of use of computers and the internet within the region - the proportion of people using the internet is 15% lower and the

proportion using a computer is 12% lower in the Western Region than in the metropolitan area as a whole.

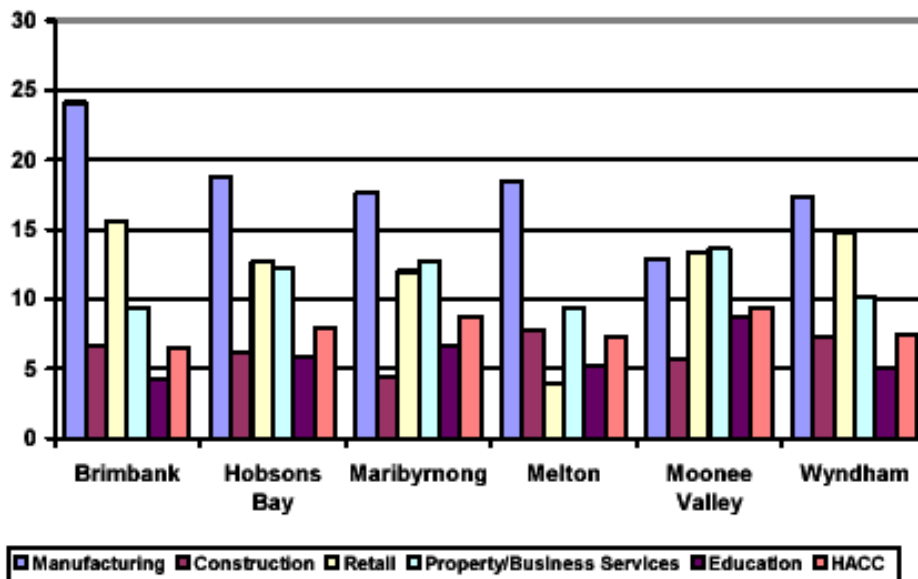
Western Region businesses provide 13.6% of Victoria’s gross output in manufacturing and 11.6% of the State’s direct manufacturing jobs.

The region is also home to nearly one in seven Victorian firms with more than 50 employees.

While manufacturing is the major industry in the Western Region, building and construction, retail, property and business services, education and health and community services are also important industries. Transport, storage and distribution is an industry that is growing in importance to the region.

Figure 6 presents details of employment by industry for each LGA in 2001.

Employment By Industry (%) 2001



Source: MWACC Strategic Regional Plan 2004-2007

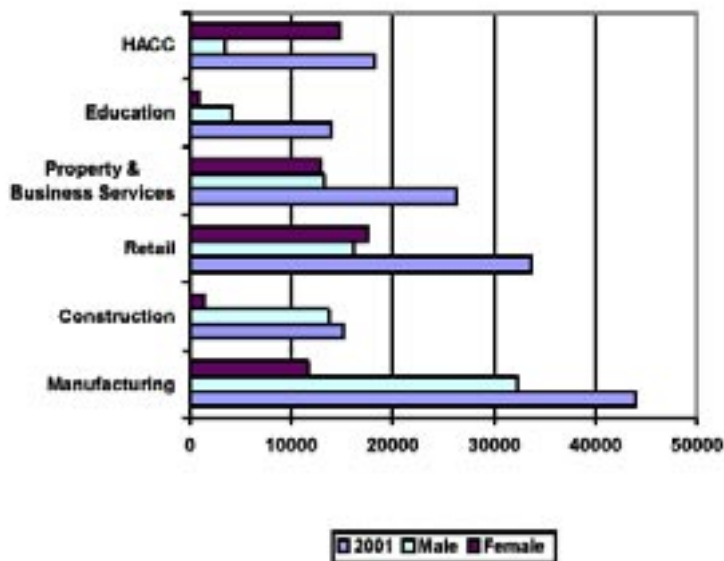
Table 3 shows employment of Western Region residents in manufacturing industry by LGA in 2001.

Employment of Residents in the Manufacturing Industry By LGA 2001

LGA	FBT Manufacturing	TCF&L	Wood and Paper Products	Petrol, Coal, Chem & Assoc	Non-metallic mineral product	Metal Product	Mach & Equip	Other Man	Total Man	% of Total Emp Res
Brimbank - Kellor	1036	1295	370	1147	296	888	2479	555	8066	21.8
Brimbank - Sunshin	1015	1536	247	960	247	878	1975	466	7324	27
H Bay - Altona	703	511	170	873	170	469	1469	192	4557	21.4
H Bay - W'stown	214	126	63	327	88	126	528	88	1560	12.4
Marlbyrnong	565	836	158	452	158	339	1062	203	3773	16.7
MV - Essendon	354	295	147	472	88	236	1061	206	2859	9.7
MV - West	352	426	130	389	74	296	962	222	2851	15.4
Melton - East	183	199	87	246	56	151	533	103	1558	19.6
Melton - Bal	267	220	110	550	110	361	817	157	2592	16.5
Wyndham - North	610	333	194	942	249	582	1524	222	4656	16.8
Wyndham - South	28	18	8	54	8	22	80	8	226	11.2
Wyndham - West	151	76	76	327	59	168	436	59	1352	16.1
Region	5478	5871	1760	6739	1603	4516	12,926	2481	41374	17.9
% of Resident Population	2.4	2.5	0.8	2.9	0.7	2.0	5.6	1.1	17.9	

Source: MWACC Strategic Regional Plan 2004-2007

Figure 7 shows employment by gender for key business sectors in the Western region



Source: MWACC Strategic Regional Plan 2004-2007